

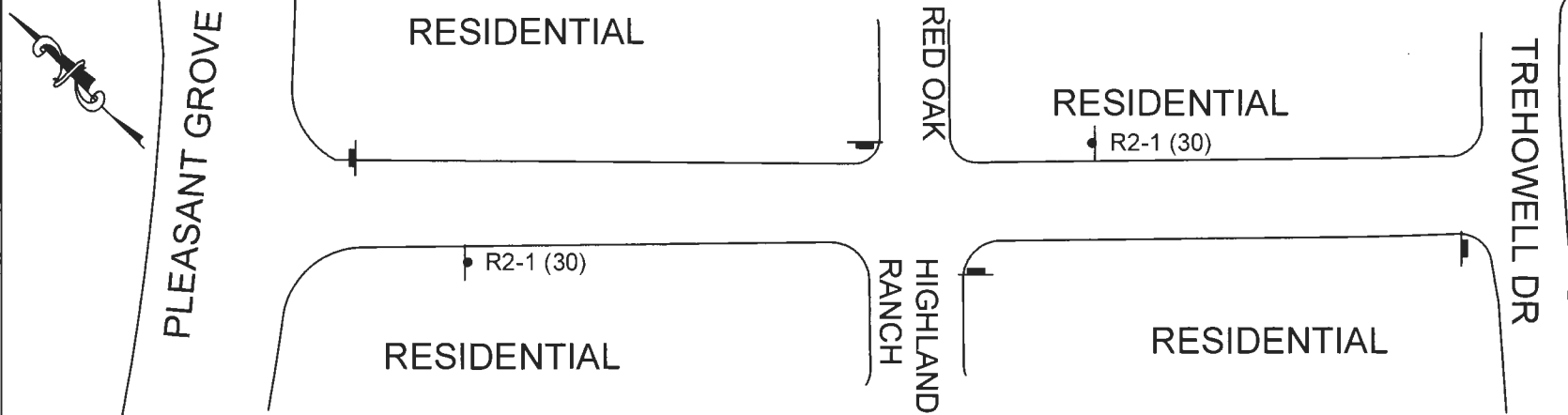


PUBLIC WORKS DEPT.

TRAFFIC ENGINEERING AND SPEED MAP
SPEED ZONE SURVEY

ROAD NAME:
PIONEER ROAD
PLEASANT GROVE TO TREHOWELL

STRIP MAP



ROADWAY WIDTH	34'
NO. OF LANES	2
ADT	1966
DIVIDER TYPE	PAINTED
CRITICAL SPEED (85th %)	31 MPH
PACE SPEED	16-25 MPH
3-YEAR ACCIDENT HISTORY	0
EXISTING SPEED LIMIT	30 MPH
RECOM. SPEED LIMIT	30 MPH
SEGMENT LENGTH	.17 MI.

LEGEND	STOP SIGNS		SPEED LIMIT SIGN		TRAFFIC SIGNAL	
--------	------------	--	------------------	--	----------------	--

MPH	61-75	0*	ROADSIDE COND.	SCHOOL	<input type="checkbox"/>
	51-60	1*		RESIDENCE	<input checked="" type="checkbox"/>
	41-50	14*		BUSINESS	<input type="checkbox"/>
	31-40	347*		PARKS	<input type="checkbox"/>
	1-30	1604*		OPEN SPACE	<input type="checkbox"/>
			BIKEWAY	<input checked="" type="checkbox"/>	

COMMENTS: NO PARKING ON BOTH SIDES OF STREET.
*HOSES USED FOR SPEED SURVEY. TOTAL VOLUME EQUALS 1966.



SOME RECOVERY AREA NO RECOVERY AREA
SCHOOL ROUTE

City of Roseville Engineering and Traffic Survey

Summary

Street: PIONEER ROAD
Limits: PLEASANT GROVE BOULEVARD
TREHOWELL DRIVE

Field Observer: R YAKIMCHUK
Checked By: J CERVANTES
Date: 6/27/2019

Factors	Direction:
<u>A. Prevailing Speed Data</u>	
Location of Survey	100' south of Red Oak Court
85th Percentile	31 MPH
10 mph Pace	16-25 MPH
Percent in Pace	39.85%
Posted Speed Limit	30
<u>B. Collision History</u>	
Date Range Covered	03/01/2009 to 02/29/2012 (3 years)
Total Collisions	0
Collision Rate (Acc/MVM)	0
Expected Collision Rate	3.05
<u>C. Traffic Factors</u>	
Average Daily Traffic	1966
Length of Segment	1006
Lane Configuration	Single Lane Each Direction
Street Classification	Collector
<u>D. Conditions Not Readily Apparent</u>	
Conditions	See: Roadside Conditions on the Speed Zone Survey Map
Roadway Geometrics	Horizontal curves.
Comments	Class II bike lanes; Residential side streets; Nearby school.
<u>E. Adjacent Land Use</u>	
	Single Family residential
Posted Speed Limit	30
Speed Limit Change?	NO
Revised Speed Limit	
Approved and Authorized for release by City of Roseville Traffic Engineering Department:	
 _____	 6-30-21 _____ Date
	Loc.#

City of Roseville

311 Vernon Street
Roseville, CA 95678
(916) 746-1300

Site Code: Pioneer

NB																	
Start Time	1	16	21	26	31	36	41	46	51	56	61	66	71	76	Total	Pace Speed	Number in Pace
	15	20	25	30	35	40	45	50	55	60	65	70	75	999			
11/06/18	2	0	0	0	0	0	0	0	0	0	0	0	0	0	2	8-17	1
01:00	2	0	0	0	0	0	0	0	0	0	0	0	0	0	2	8-17	1
02:00	0	0	1	1	0	0	0	0	0	0	0	0	0	0	2	19-28	2
03:00	0	0	0	0	0	0	0	0	0	0	0	0	0	0	0	*	*
04:00	2	0	1	7	0	0	1	0	0	0	0	0	0	0	11	21-30	8
05:00	7	0	6	6	2	5	0	0	0	0	0	0	0	0	26	21-30	12
06:00	19	1	15	13	8	1	1	0	0	0	0	0	0	0	58	21-30	28
07:00	34	0	6	24	14	6	0	0	1	0	0	0	0	0	85	26-35	38
08:00	78	0	14	25	34	8	0	1	0	0	0	0	0	0	160	26-35	59
09:00	39	4	17	12	11	3	0	0	0	0	0	0	0	0	86	21-30	29
10:00	35	0	5	12	11	2	1	0	0	0	0	0	0	0	66	26-35	23
11:00	45	1	5	15	11	2	0	0	0	0	0	0	0	0	79	6-15	30
12 PM	118	2	11	27	23	2	0	0	0	0	0	0	0	0	183	1-10	79
13:00	42	0	6	18	14	1	1	0	0	0	0	0	0	0	82	26-35	32
14:00	70	1	3	22	9	4	0	1	0	0	0	0	0	0	110	1-10	47
15:00	66	0	13	15	8	2	0	0	0	0	0	0	0	0	104	6-15	44
16:00	75	2	12	13	10	1	0	0	0	0	0	0	0	0	113	6-15	50
17:00	91	1	12	17	11	4	0	0	0	0	0	0	0	0	136	1-10	61
18:00	54	2	10	14	5	6	2	0	0	0	0	0	0	0	93	1-10	36
19:00	39	0	2	9	9	0	0	0	0	0	0	0	0	0	59	6-15	26
20:00	19	1	0	4	3	0	0	0	0	0	0	0	0	0	27	1-10	13
21:00	27	0	6	5	3	1	0	0	0	0	0	0	0	0	42	1-10	18
22:00	11	1	1	5	2	2	0	0	0	0	0	0	0	0	22	26-35	7
23:00	6	0	1	1	3	1	0	0	0	0	0	0	0	0	12	6-15	4
Total	881	16	147	265	191	51	6	2	1	0	0	0	0	0	1560		
Percent	56.5%	1.0%	9.4%	17.0%	12.2%	3.3%	0.4%	0.1%	0.1%	0.0%	0.0%	0.0%	0.0%	0.0%			
AM Peak	08:00	09:00	09:00	08:00	08:00	08:00	04:00	08:00	07:00								08:00
Vol.	78	4	17	25	34	8	1	1	1								160
PM Peak	12:00	12:00	15:00	12:00	12:00	18:00	18:00	14:00									12:00
Vol.	118	2	13	27	23	6	2	1									163
Total	881	16	147	265	191	51	6	2	1	0	0	0	0	0	1560		
Percent	56.5%	1.0%	9.4%	17.0%	12.2%	3.3%	0.4%	0.1%	0.1%	0.0%	0.0%	0.0%	0.0%	0.0%			

15th Percentile : 3 MPH
 50th Percentile : 13 MPH
 85th Percentile : 30 MPH
 95th Percentile : 34 MPH

Stats
 10 MPH Pace Speed : 6-15 MPH
 Number in Pace : 587
 Percent in Pace : 37.6%
 Number of Vehicles > 55 MPH : 0
 Percent of Vehicles > 55 MPH : 0.0%
 Mean Speed(Average) : 17 MPH

City of Roseville

311 Vernon Street
Roseville, CA 95678
(916) 746-1300

Site Code: Pioneer

SB

Start Time	1 15	16 20	21 25	26 30	31 35	36 40	41 45	46 50	51 55	56 60	61 65	66 70	71 75	76 999	Total	Pace Speed	Number in Pace
11/06/18	0	0	0	0	0	1	0	0	0	0	0	0	0	0	1	29-38	1
01:00	1	0	0	0	0	0	0	0	0	0	0	0	0	0	1	*	1
02:00	0	0	0	0	0	0	0	0	0	0	0	0	0	0	0	*	*
03:00	0	0	0	0	0	0	0	0	0	0	0	0	0	0	0	*	*
04:00	0	0	0	0	0	0	0	0	0	0	0	0	0	0	0	*	*
05:00	0	0	0	0	0	0	0	0	0	0	0	0	0	0	0	*	*
06:00	4	0	1	1	3	2	0	0	0	0	0	0	0	0	11	31-40	5
07:00	10	1	1	6	9	2	1	0	0	0	0	0	0	0	30	26-35	15
08:00	23	0	3	11	15	6	1	0	0	0	0	0	0	0	59	26-35	26
09:00	13	2	5	9	2	2	1	0	0	0	0	0	0	0	34	21-30	14
10:00	12	0	0	3	6	0	0	0	0	0	0	0	0	0	21	26-35	9
11:00	12	0	2	3	3	0	1	0	0	0	0	0	0	0	21	1-10	8
12 PM	15	0	3	10	11	2	0	0	0	0	0	0	0	0	41	26-35	21
13:00	5	0	1	4	4	0	0	0	0	0	0	0	0	0	14	26-35	8
14:00	7	0	3	4	7	0	0	0	0	0	0	0	0	0	21	26-35	11
15:00	8	0	5	11	9	0	0	0	0	0	0	0	0	0	33	26-35	20
16:00	16	0	3	5	4	2	0	0	0	0	0	0	0	0	30	1-10	11
17:00	16	0	1	3	5	1	0	0	0	0	0	0	0	0	26	1-10	11
18:00	11	0	5	5	3	1	0	0	0	0	0	0	0	0	25	21-30	10
19:00	6	1	3	4	1	0	1	0	0	0	0	0	0	0	16	21-30	7
20:00	2	0	1	5	2	0	0	0	0	0	0	0	0	0	10	26-35	7
21:00	3	0	0	1	1	0	0	0	0	0	0	0	0	0	5	26-35	2
22:00	3	0	0	0	0	0	0	0	0	0	0	0	0	0	3	*	2
23:00	2	0	0	0	1	0	1	0	0	0	0	0	0	0	4	8-17	1
Total	169	4	37	85	86	19	6	0	0	0	0	0	0	0	406		
Percent	41.6%	1.0%	9.1%	20.9%	21.2%	4.7%	1.5%	0.0%	0.0%	0.0%	0.0%	0.0%	0.0%	0.0%			
AM Peak	08:00	09:00	09:00	08:00	08:00	08:00	07:00								08:00		
Vol.	23	2	5	11	15	6	1								59		
PM Peak	16:00	19:00	15:00	15:00	12:00	12:00	19:00								12:00		
Vol.	16	1	5	11	11	2	1								41		
Total	169	4	37	85	86	19	6	0	0	0	0	0	0	0	406		
Percent	41.6%	1.0%	9.1%	20.9%	21.2%	4.7%	1.5%	0.0%	0.0%	0.0%	0.0%	0.0%	0.0%	0.0%			

15th Percentile : 5 MPH
 50th Percentile : 24 MPH
 85th Percentile : 32 MPH
 95th Percentile : 38 MPH

Stats
 10 MPH Pace Speed : 26-35 MPH
 Number in Pace : 171
 Percent in Pace : 42.1%
 Number of Vehicles > 55 MPH : 0
 Percent of Vehicles > 55 MPH : 0.0%
 Mean Speed(Average) : 21 MPH